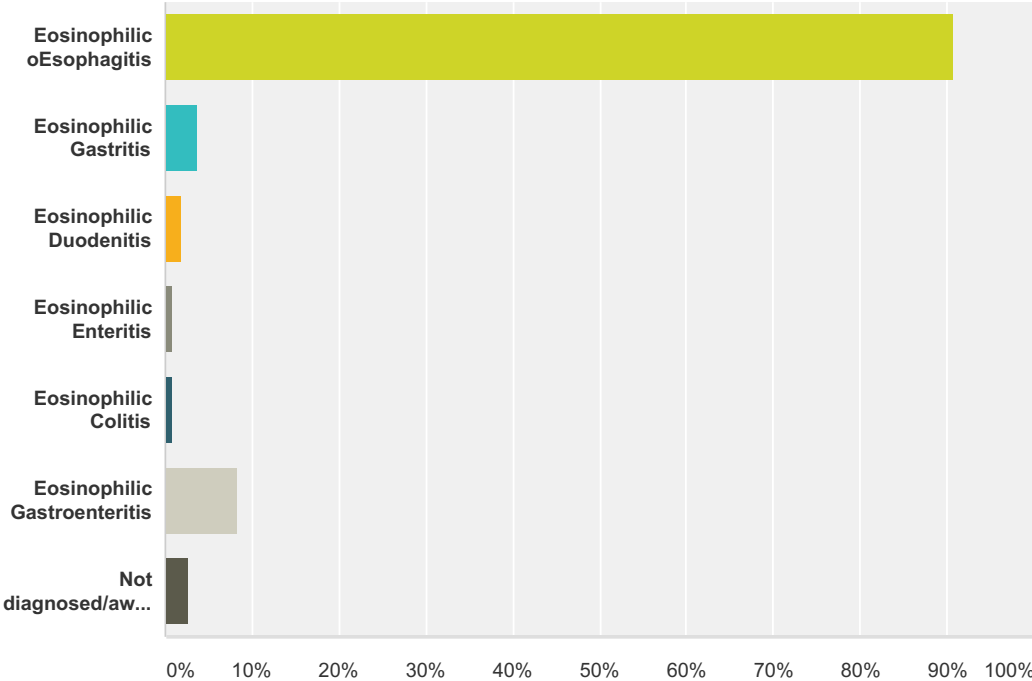


Q1 What have you or your child been diagnosed with?

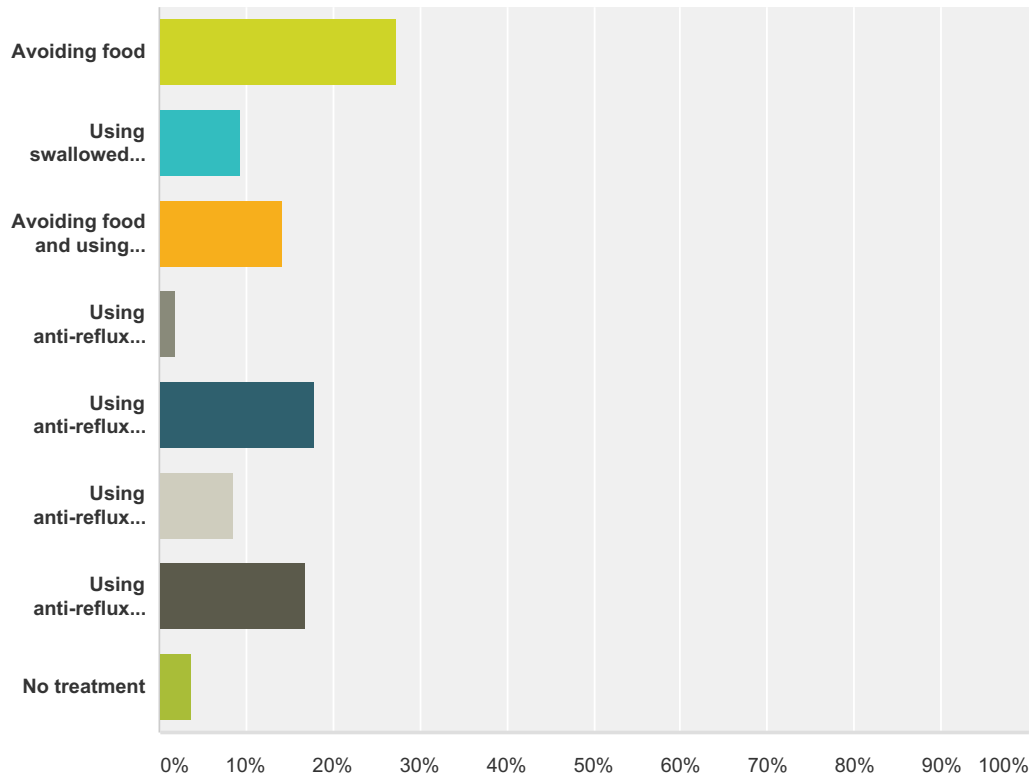
Answered: 109 Skipped: 0



Answer Choices	Responses
Eosinophilic oEsophagitis	90.83% 99
Eosinophilic Gastritis	3.67% 4
Eosinophilic Duodenitis	1.83% 2
Eosinophilic Enteritis	0.92% 1
Eosinophilic Colitis	0.92% 1
Eosinophilic Gastroenteritis	8.26% 9
Not diagnosed/awaiting diagnosis	2.75% 3
Total Respondents: 109	

Q2 How is your EGID currently being treated?

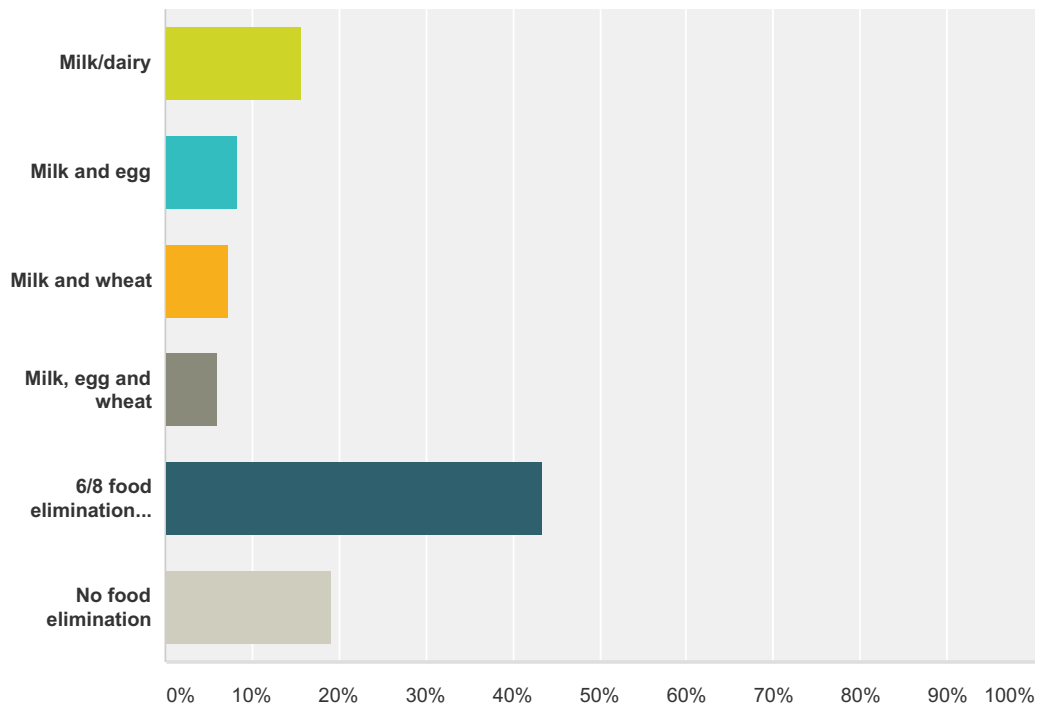
Answered: 106 Skipped: 3



Answer Choices	Responses
Avoiding food	27.36% 29
Using swallowed steroids	9.43% 10
Avoiding food and using swallowed steroids	14.15% 15
Using anti-reflux medication only	1.89% 2
Using anti-reflux medication and avoiding foods	17.92% 19
Using anti-reflux medication and swallowed steroids	8.49% 9
Using anti-reflux medication, avoiding food and using swallowed steroids	16.98% 18
No treatment	3.77% 4
Total	106

Q3 Which foods are you currently avoiding (if any)?

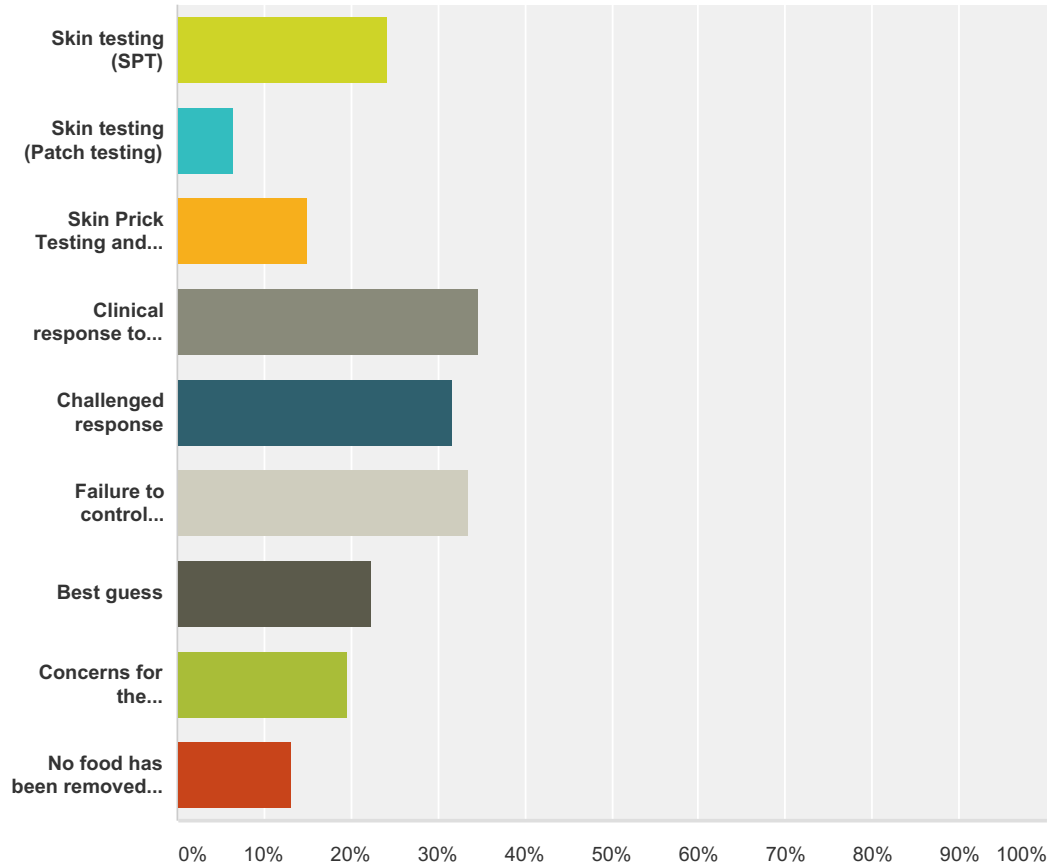
Answered: 83 Skipped: 26



Answer Choices	Responses
Milk/dairy	15.66% 13
Milk and egg	8.43% 7
Milk and wheat	7.23% 6
Milk, egg and wheat	6.02% 5
6/8 food elimination diet (milk, egg, wheat, soy, peanuts/treenuts, fish/shellfish)	43.37% 36
No food elimination	19.28% 16
Total	83

Q4 If you have removed food from your diet (or your child's), please explain why? (select all that apply)

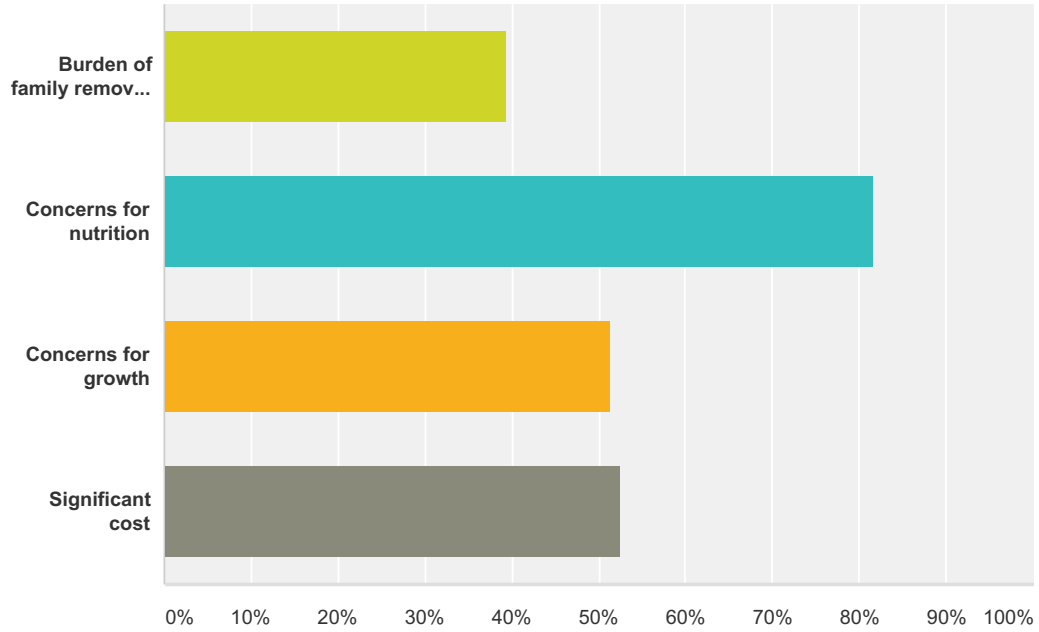
Answered: 107 Skipped: 2



Answer Choices	Responses
Skin testing (SPT)	24.30% 26
Skin testing (Patch testing)	6.54% 7
Skin Prick Testing and Patch testing	14.95% 16
Clinical response to avoidance (hives, swollen lips, rash, vomiting, etc)	34.58% 37
Challenged response	31.78% 34
Failure to control symptoms or eosinophil count with medication	33.64% 36
Best guess	22.43% 24
Concerns for the status/progression of the disease	19.63% 21
No food has been removed from my diet (or my child's)	13.08% 14
Total Respondents: 107	

Q5 If you have removed food from your diet, have there been any concerns surrounding the elimination? (select all that apply)

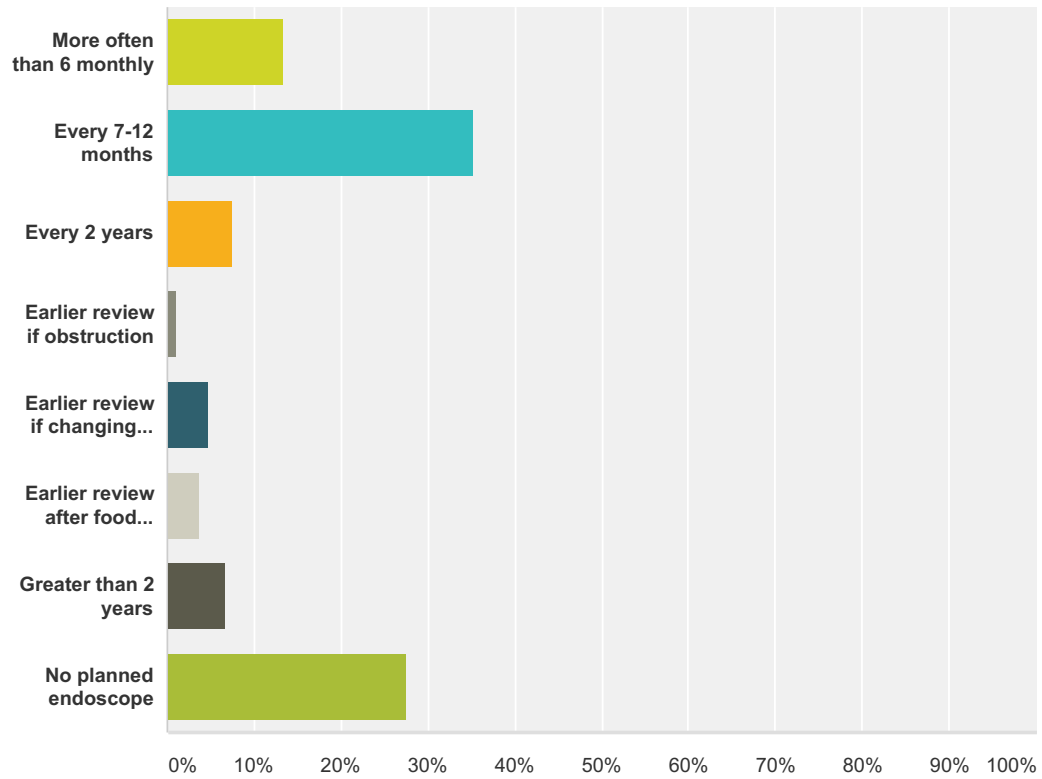
Answered: 76 Skipped: 33



Answer Choices	Responses
Burden of family removing the food/s from their diet	39.47% 30
Concerns for nutrition	81.58% 62
Concerns for growth	51.32% 39
Significant cost	52.63% 40
Total Respondents: 76	

Q6 How often do you have a plan for endoscopic review?

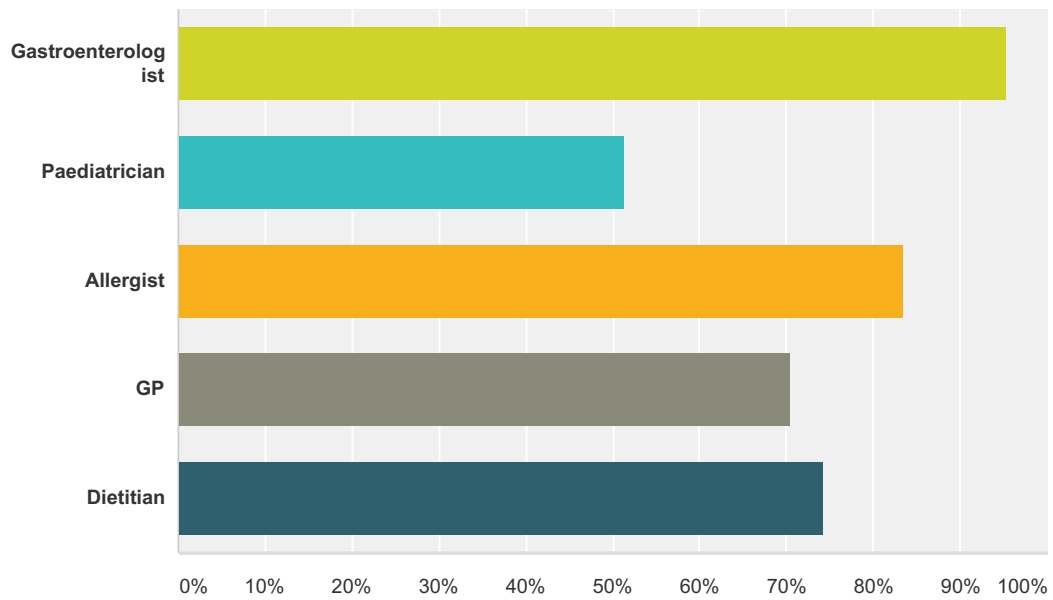
Answered: 105 Skipped: 4



Answer Choices	Responses
More often than 6 monthly	13.33% 14
Every 7-12 months	35.24% 37
Every 2 years	7.62% 8
Earlier review if obstruction	0.95% 1
Earlier review if changing treatment	4.76% 5
Earlier review after food reintroduction	3.81% 4
Greater than 2 years	6.67% 7
No planned endoscope	27.62% 29
Total	105

Q7 Who have you (or your child) consulted with: (select all that apply)

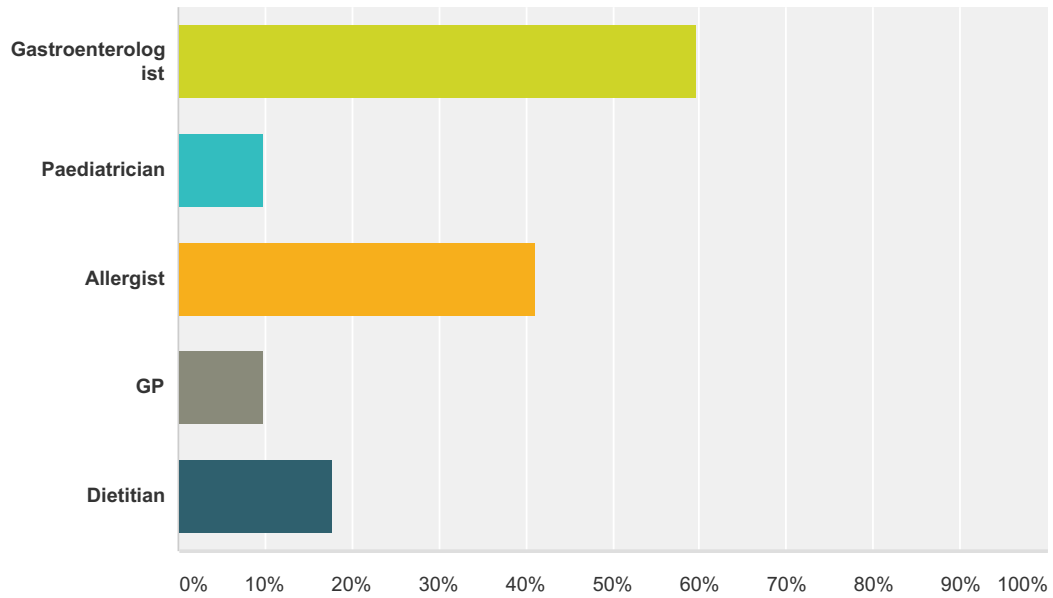
Answered: 109 Skipped: 0



Answer Choices	Responses	Count
Gastroenterologist	95.41%	104
Paediatrician	51.38%	56
Allergist	83.49%	91
GP	70.64%	77
Dietitian	74.31%	81
Total Respondents: 109		

Q8 Who predominantly manages your EGID?

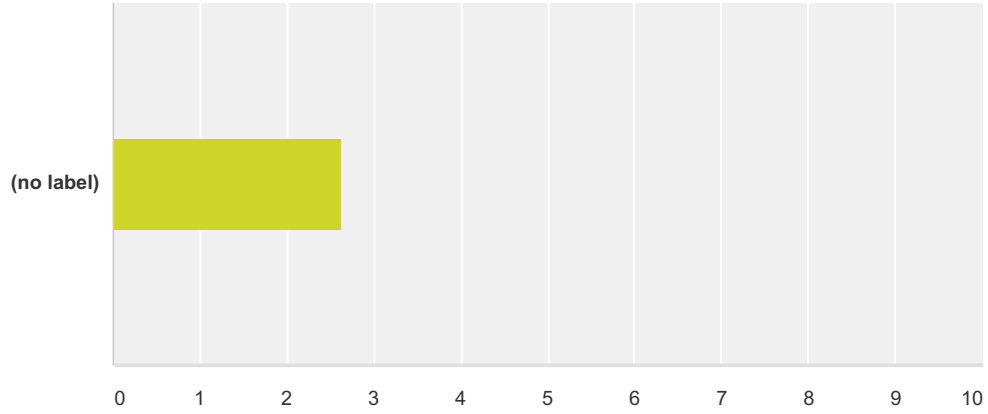
Answered: 102 Skipped: 7



Answer Choices	Responses	Count
Gastroenterologist	59.80%	61
Paediatrician	9.80%	10
Allergist	41.18%	42
GP	9.80%	10
Dietitian	17.65%	18
Total Respondents: 102		

Q9 I find I have enough support from my main treating specialist regarding my (or my child's) EGID?

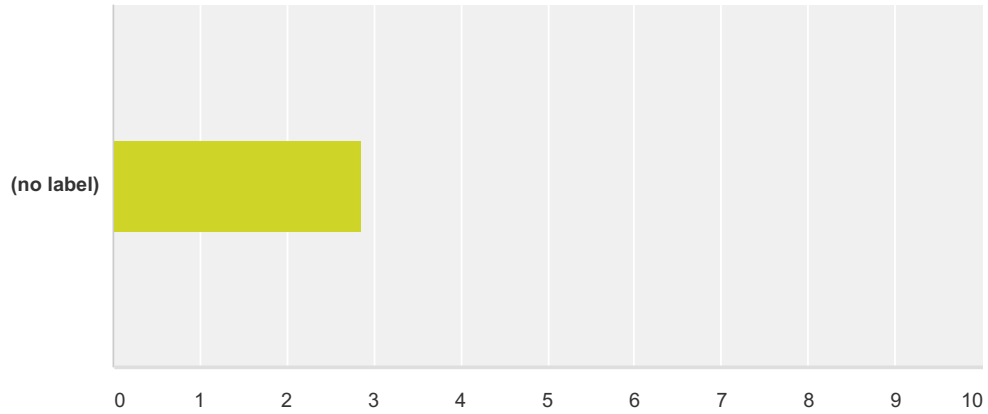
Answered: 107 Skipped: 2



	Completely Agree	(no label)	(no label)	(no label)	Completely Disagree	Total	Weighted Average
(no label)	26.17% 28	21.50% 23	27.10% 29	13.08% 14	12.15% 13	107	2.64

Q10 I feel I have easy access to medical professionals to help me (or my child) with EGID?

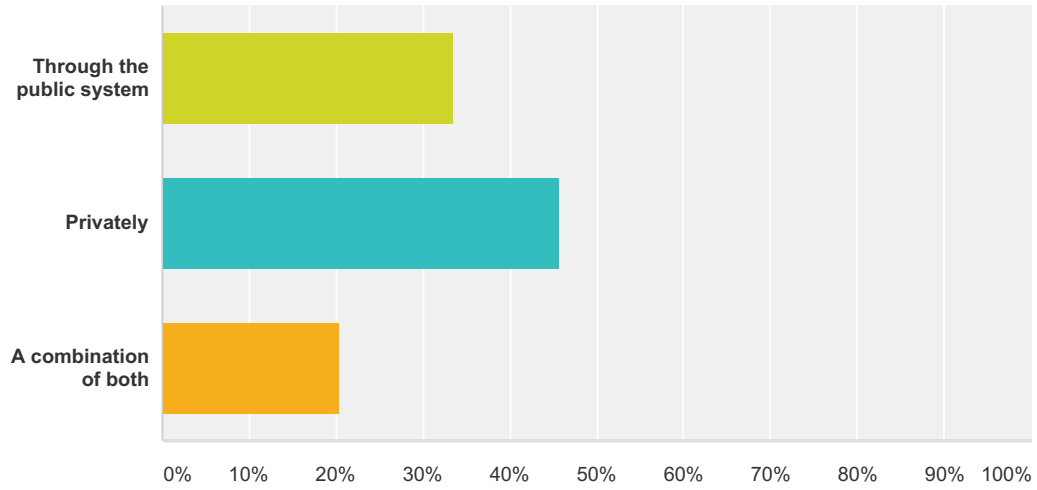
Answered: 108 Skipped: 1



	Completely Agree	(no label)	(no label)	(no label)	Completely Disagree	Total	Weighted Average
(no label)	20.37% 22	20.37% 22	23.15% 25	24.07% 26	12.04% 13	108	2.87

Q11 I see my main treating specialist:

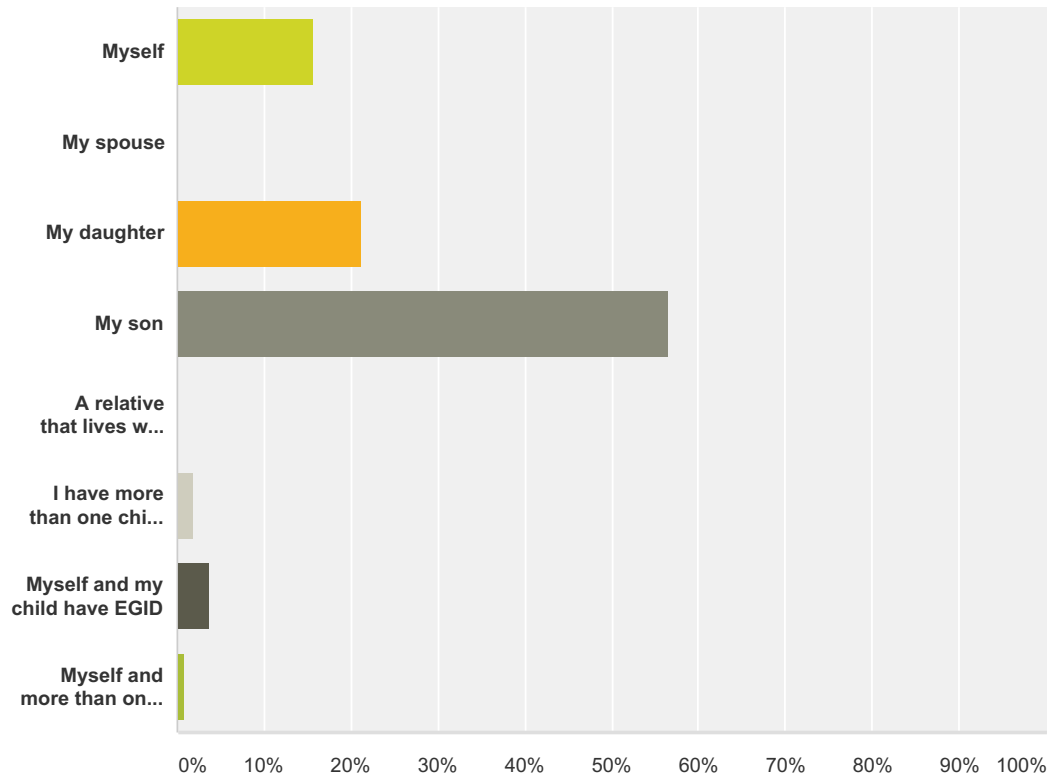
Answered: 107 Skipped: 2



Answer Choices	Responses	
Through the public system	33.64%	36
Privately	45.79%	49
A combination of both	20.56%	22
Total		107

Q12 The person who has EGID in my family is:

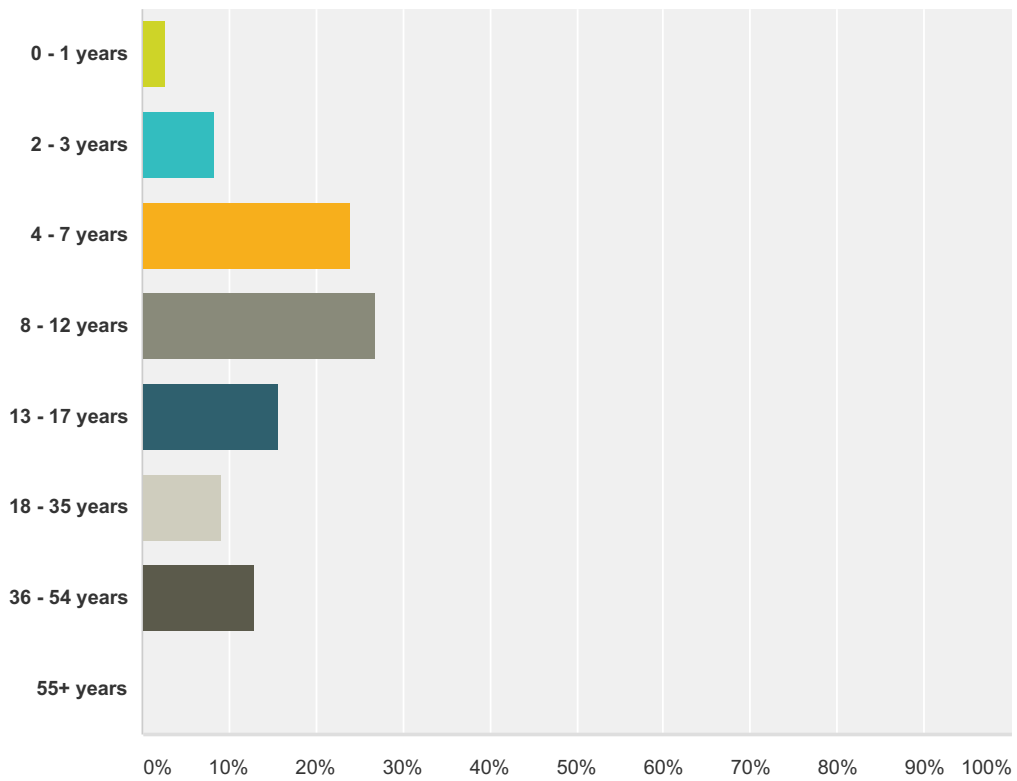
Answered: 108 Skipped: 1



Answer Choices	Responses
Myself	15.74% 17
My spouse	0.00% 0
My daughter	21.30% 23
My son	56.48% 61
A relative that lives with me	0.00% 0
I have more than one child with EGID	1.85% 2
Myself and my child have EGID	3.70% 4
Myself and more than one child have EGID	0.93% 1
Total	108

Q13 The person with EGID in your family is how old?

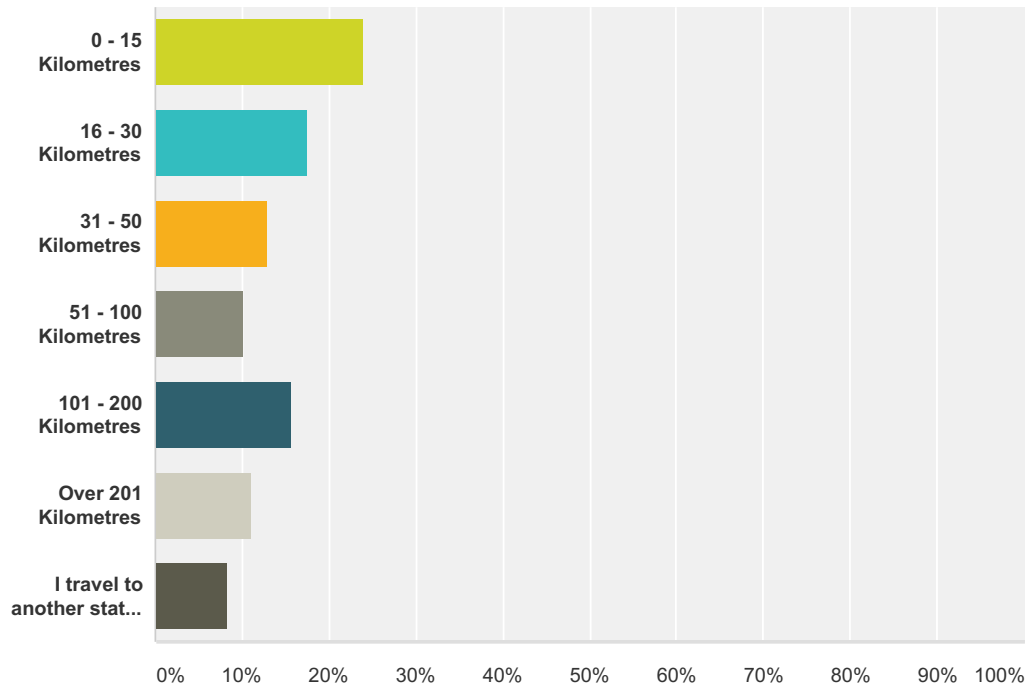
Answered: 108 Skipped: 1



Answer Choices	Responses
0 - 1 years	2.78% 3
2 - 3 years	8.33% 9
4 - 7 years	24.07% 26
8 - 12 years	26.85% 29
13 - 17 years	15.74% 17
18 - 35 years	9.26% 10
36 - 54 years	12.96% 14
55+ years	0.00% 0
Total	108

Q14 How far do you travel to see your main specialist?

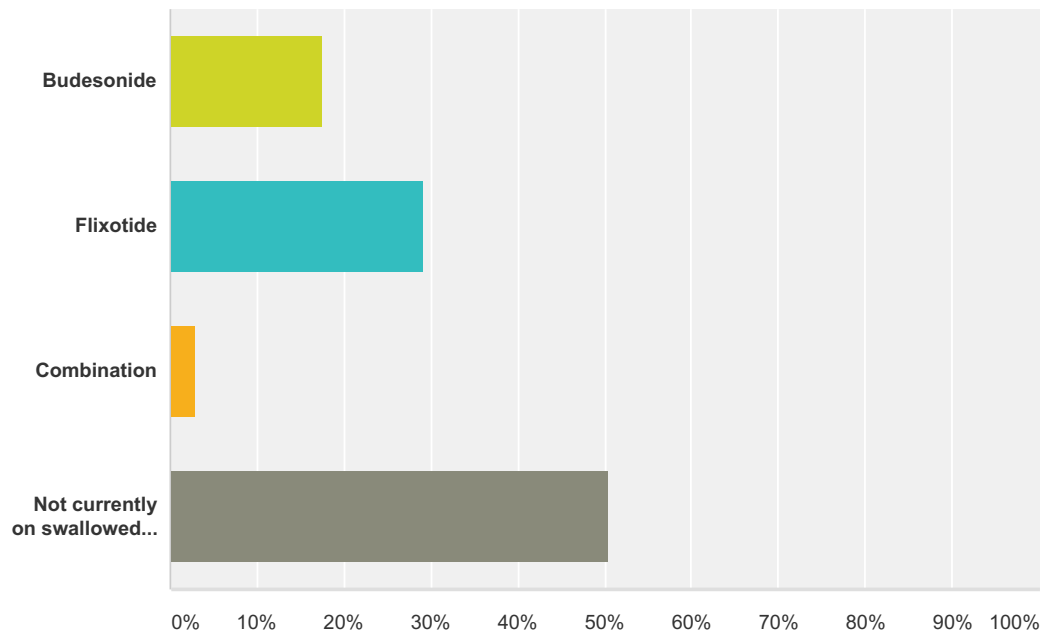
Answered: 108 Skipped: 1



Answer Choices	Responses
0 - 15 Kilometres	24.07% 26
16 - 30 Kilometres	17.59% 19
31 - 50 Kilometres	12.96% 14
51 - 100 Kilometres	10.19% 11
101 - 200 Kilometres	15.74% 17
Over 201 Kilometres	11.11% 12
I travel to another state to see our main specialist	8.33% 9
Total	108

Q15 If you currently take a swallowed steroid, which one:

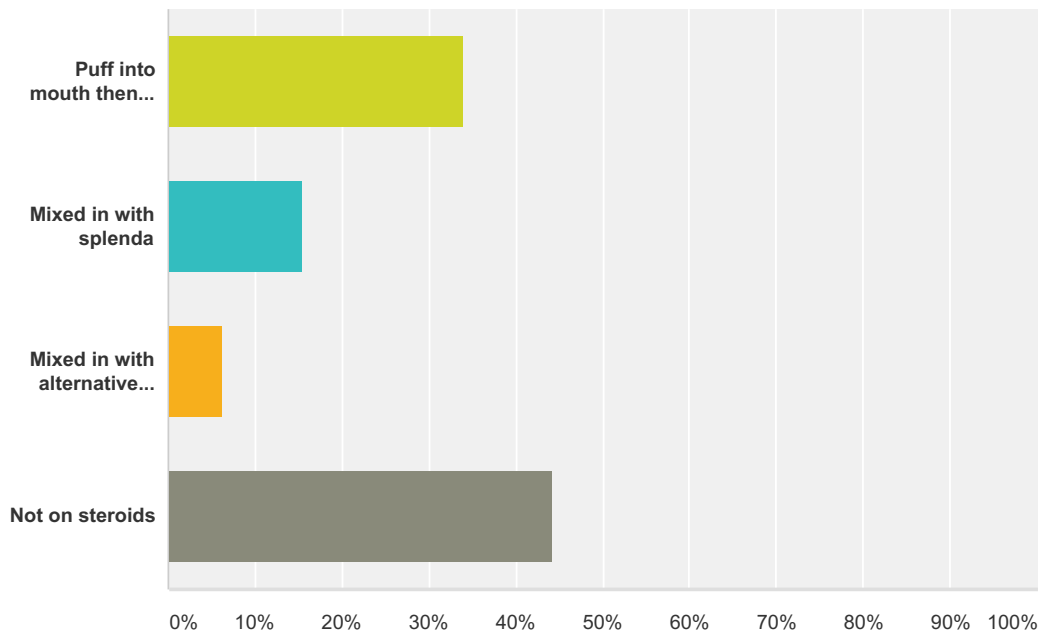
Answered: 103 Skipped: 6



Answer Choices	Responses	
Budesonide	17.48%	18
Flixotide	29.13%	30
Combination	2.91%	3
Not currently on swallowed steroids	50.49%	52
Total		103

Q16 If you (or your child) take swallowed steroids, how do you administer?

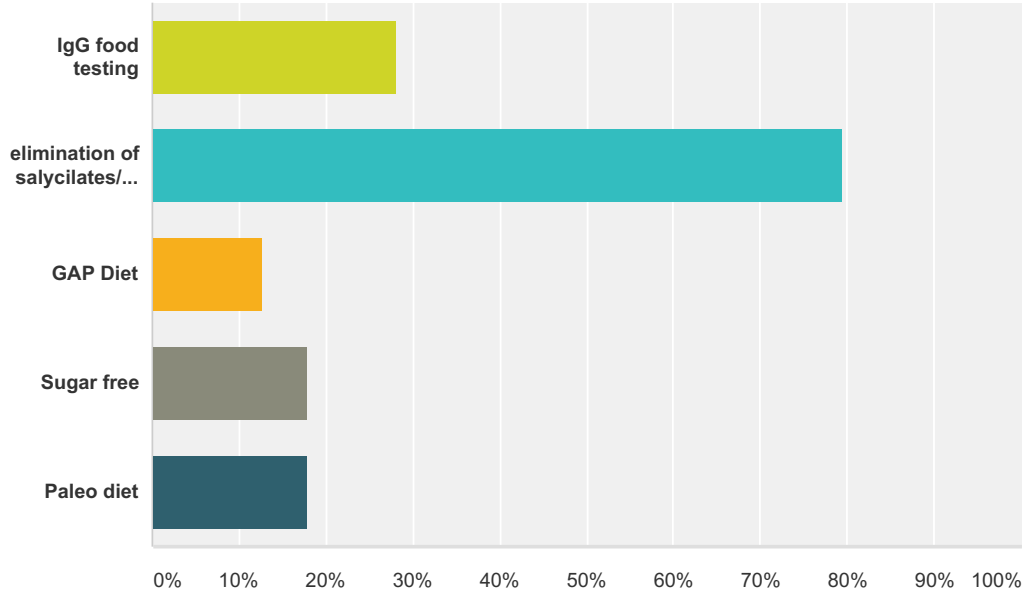
Answered: 97 Skipped: 12



Answer Choices	Responses	Count
Puff into mouth then swallow	34.02%	33
Mixed in with splenda	15.46%	15
Mixed in with alternative thickener	6.19%	6
Not on steroids	44.33%	43
Total		97

Q17 Are you currently, or have you used, alternative therapies, other diets or testing? (select all that apply)

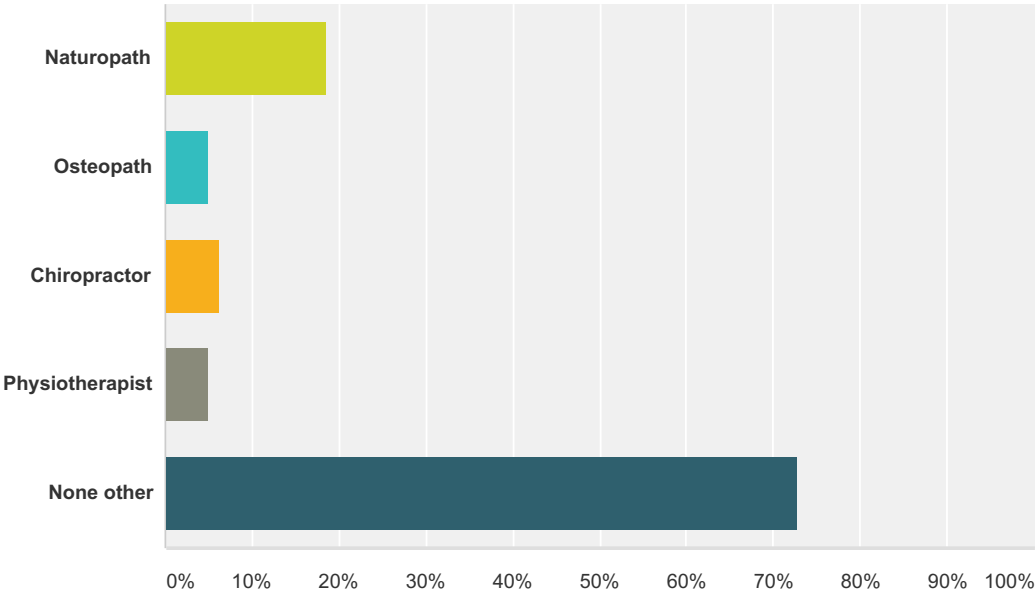
Answered: 39 Skipped: 70



Answer Choices	Responses
IgG food testing	28.21% 11
elimination of salicylates/amines	79.49% 31
GAP Diet	12.82% 5
Sugar free	17.95% 7
Paleo diet	17.95% 7
Total Respondents: 39	

Q18 Do any of the following help manage your EGID? (Select all that applies)

Answered: 81 Skipped: 28



Answer Choices	Responses
Naturopath	18.52% 15
Osteopath	4.94% 4
Chiropractor	6.17% 5
Physiotherapist	4.94% 4
None other	72.84% 59
Total Respondents: 81	